

AUTOMATIC TOUCHLESS CAR WASH MACHINE

DY-W360S SERIES



Yancheng Dayang Machinery Co., Ltd.
<http://www.dy-autoequip.com>

DY-W360S

AUTOMATIC TOUCHLESS CAR WASH MACHINE



Product Brief

1. High pressure pre-wash for under chassis and wheels.

Equipped with a unique chassis and fan hub flush function, 90bar high pressure water, remove dirt on vehicle chassis, body sides and wheels.

TOUCHLESS CAR WASH MACHINE W360S SERIES



2. Smart 360 rotate arm, Flush car body 360° with high pressure water.

Complete 360° rotating within 28 seconds, water saving 50%, electricity saving 60%,

Automatic to detect the length of the vehicle, up to 90bar-100bar high pressure water

can easily remove the dirt.



3. Spray the pre-soak with high-precision proportioning technology.

With adjustable ratio, only 20~50ml consumption of pre-soak, save material and cost efficiently.

4. Over Glow Hi-Gloss Application System for 360 with colorful LED light (**W360S super model**)

TOUCHLESS CAR WASH MACHINE W360S SERIES




5. Soft water with liquid wax

Soft water can make magic crystal coating color shampoo and wax completely adsorbed body surface, forming a multi-layered interaction strength protective film, car paint become more glorious and beautiful with durable paint protection.



6. Unique embedded fast air drying system 3*5.5KW+1*4KW (Siemens motor)

Through the complex fluid design with streamlined round blowers, significantly reduce wind pressure loss and converging into long-distance high-pressure airflow.



TOUCHLESS CAR WASH MACHINE W360S SERIES

7. LED count down, LED indicate panel, with voice guidance



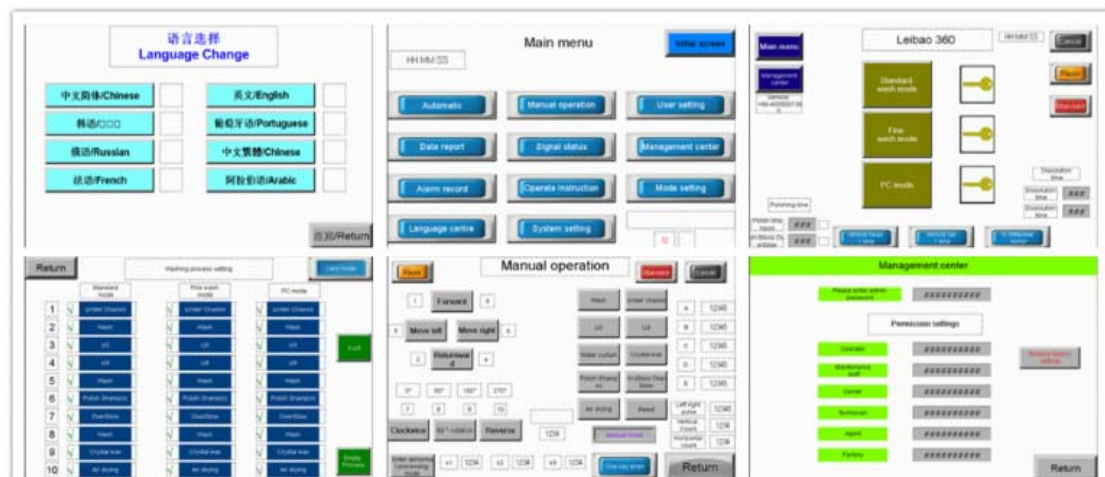
8. Touch screen to show the faulty record and data report, many language to choose



7 inch touch screen



remote control



9. New style of Card reader, 24-hour self-service car wash unattended

TOUCHLESS CAR WASH MACHINE

W360S SERIES



The intelligent unattended swipe card system fully realizes the self-service swipe card car wash. After the employees get off work, they can still implement the 24-hour non-stop self-service car wash service.



liquid ratio system



PINFL water pump 18.5KW




Taiwan AirTAC pneumatic



Italian reducer



Siemens motors for pump and drying blowers



Japan NCK bearing



American water nozzles



American Parker sealing



American Parker hose

TOUCHLESS CAR WASH MACHINE W360S SERIES



German ultrasonic



Siemens PLC



American sensors



Complete Schneider electric components

Technical Parameters:

| NAME | SPECIFICATION |
|--|---|
| Main machine size | 3500mm*1200mm*900mm |
| Rail length | 7500mm |
| Min Mounting Dimensions (L*W*H) | 7600mm*3850mm*3350mm |
| Max car wash size (length*width*height) | 5900mm*2900mm*2050mm |
| Power Requirement | 380V 50Hz/60Hz |
| Air switch | 80A air switch |
| Total machine power | 45KW |
| Water pump motor power | 18.5Kw |
| Air fan motor power | 20.5Kw / full pressure 11000Pa / air volume 23000 cubic meters / h |
| Longitudinal motor power | 0.37Kw stepless frequency control |
| Transversal motor power | 0.75Kw servo drive system |
| Rotary motor power | 0.75Kw servo drive system |
| Chemical mixing system motor power | 1.5KW |
| Central processor | Industrial PLC embedded central processor + dual-core system |
| Drive System | Servo drive system |
| Speed | 360 wash 28 seconds, energy saving 60% |

TOUCHLESS CAR WASH MACHINE W360S SERIES

| | |
|----------------------------|---|
| Pre-soak consumption | 20~50ML/Car (Depends on chemical proportioning) |
| Polish shampoo consumption | 50~100ML/Car |
| Crystal wax consumption | 20~40ML/Car |
| Water consumption | Standard wash 100L/car, Fine wash 150L/car |
| Electricity consumption | Standard wash 0.52 KW·H/car, Fine wash 1 kW·H/car |
